

## The Effectiveness of Fish Oil and Ginger Drink in Reducing Dysmenorrhea: A Meta Analysis

Isnaini Novitasari<sup>1)</sup>, Eti Poncorini Pamungkasari<sup>2)</sup>, Hanung Prasetya<sup>3)</sup>

<sup>1)</sup>Masters Program in Public Health, Universitas Sebelas Maret

<sup>2)</sup>Faculty of Medicine, Universitas Sebelas Maret

<sup>3)</sup>Health Polytechnics, Ministry of Health Surakarta

### ABSTRACT

**Background:** Dysmenorrhea causes 34-50% of women to be unable to work in the workplace and 40% of adolescent girls are absent from school. Fish oil and ginger are used as alternatives to NSAIDs, because although the use of NSAIDs is effective in reducing dysmenorrhea pain, they have side effects that are harmful to health after long-term conventional therapy. This study aims to estimate the magnitude of the effect of fish oil and ginger in reducing dysmenorrhea in women of reproductive age.

**Subjects and Method:** This was a meta-analysis and systematic study. The articles used were obtained from PubMed, Science Direct, ProQuest, Springer Link, and Google Scholar. The inclusion criteria used were full text articles with Randomized Control Trial (RCT). The study subjects are women of productive age. The treatment given was the consumption of fish oil or ginger with a placebo comparison, dysmenorrhea assessment using standardized measuring instruments such as VAS, Cox, questionnaires, etc. Articles published in English. The PICO Research Problem are population= women of reproductive age, intervention= fish oil or ginger, comparison= placebo, and outcome= dysmenorrhea. The study was assessed

using an effect size (Standardized Mean Difference). Meta analysis was performed using RevMan 5.3 with Random Effect Model.

**Results:** A total of 14 articles were reviewed in a meta-analysis in this study. Meta-analysis of 6 articles showed that fish oil reduced dysmenorrhea pain in women of reproductive age higher than placebo (Standardized Mean Difference= -1.06; 95% CI= -1.76 to -0.36; p= 0.003). Meta-analysis of 8 articles showed that ginger reduced dysmenorrhea pain in women of childbearing age more than placebo (Standardized Mean Difference= -0.77; 95% CI= -1.26 to -0.27; p=0.002).

**Conclusion:** Fish oil and ginger are effective in reducing dysmenorrhea pain in women of reproductive age.

**Keywords:** fish oil, ginger, and dysmenorrhea

### Correspondence:

Isnaini Novitasari. Masters Program in Public Health, Universitas Sebelas Maret. Jl. Ir. Sutami 36A, Surakarta 57126, Central Java. Email: isnaininovitasari.711@gmail.com. Mobile: 085921790588.

### Cite this as:

Novitasari I, Pamungkasari EP, Prasetya H (2021). The Effectiveness of Fish Oil and Ginger Drink in Reducing Dysmenorrhea: A Meta Analysis. 06(03): 353-364. <https://doi.org/10.26911/thejmch.2021-06.03.10>.



Journal of Maternal and Child Health is licensed under a Creative Commons Attribution-NonCommercial-ShareAlike 4.0 International License.

### BACKGROUND

The prevalence of dysmenorrhea among women of reproductive age ranges from 16 to 91%, whereas, 10-12% of women suffer from severe dysmenorrhea (Chen et al., 2018). Dysmenorrhea causes 34-50% of women to be unable to work in the work-

place and 40% of adolescent girls are absent from school. According to annual reports in the United States, dysmenorrhea causes the loss of about 600 million work hours or two million dollars every year and reduces the quality of women's performance (Ferries, 2020).

Dysmenorrhea not only has physical effects but also has psychological effects, such as depression, anxiety, and endangering social relationships. Dysmenorrhea also has a negative impact on sexual life and social relationships. Symptoms related to dysmenorrhea can control women's lives and sacrifice quality of life in all aspects, therefore the impact caused by dysmenorrhea should not be underestimated, both individually and for society, because it can cause loss of productivity in the workplace and use of large health resources (Corte et al., 2020).

The prevalence of primary dysmenorrhea is quite high, causing the importance of providing effective and timely treatment to women who experience dysmenorrhea (Kashefi et al., 2014). The use of non-steroidal anti-inflammatory drugs (NSAIDs) can provide effective pain relief for women with primary dysmenorrhea, but the use of these drugs also has severe side effects after long-term conventional therapy. The side effects of chronic NSAID use are impaired renal function and gastrointestinal bleeding that can limit their use in primary dysmenorrhea. Alternatives to the use of these drugs include several nutritional supplements, including omega-3 fatty acids, magnesium, zinc, vitamin B1 (thiamine), vitamin E, and ginger (Rahbar, et al., 2012).

Omega-3 polyunsaturated long-chain fatty acids, eicosapentaenoic acid (EPA) and docosahexaenoic acid (DHA), are the main active ingredients in fish oil dietary supplements and purified omega-3 fatty acids (Hilleman et al., 2020). Omega-3 fatty acids have many beneficial effects on health and taking fish oil supplements is an alternative way to increase your intake of essential fatty acids. Fish oil supplements improve chemical stability by preventing oxidation and ensuring good organoleptic properties. Some of the benefits of fish oil

are to protect the heart so that it prevents coronary heart disease, lowers triglycerides, and is anti-inflammatory (Christophersen et al., 2016).

Ginger (from rhizome of *Zingiber officinale Roscoe*) has been widely used in ethnomedicine for the treatment of several diseases. The main active ingredient in ginger is a phenolic compound called gingerol. The composition contained in ginger is mostly used to treat nausea and vomiting in pregnant women in modern phytotherapy (Pagano et al., 2020).

Gingerol and shogaol can inhibit the synthesis of proinflammatory cytokines, in macrophages, shogaol can reduce inflammation and COX-2 gene expression. Ginger exhibits anti-inflammatory effects by suppressing prostaglandin synthesis as well as interference with cytokine signaling. Ginger powder is as effective as ibuprofen in the treatment of dysmenorrhea (Saha et al., 2020). Ginger reduces the duration of the severity of dysmenorrhea but the mechanism by which fish oil supplements treat dysmenorrhea has not been fully elucidated, so researchers are interested in investigating the effectiveness of using fish oil supplements in reducing dysmenorrhea in women of childbearing age.

## SUBJECTS AND METHOD

### 1. Study Design

This was a systematic review and meta-analysis. The articles were collected from PubMed, Science Direct, ProQuest, Springer Link, and Google Scholar databases. The keywords used: "fish oil" AND "dysmenorrhea", "ginger", "randomized control trial.

### 2. Inclusion Criteria

The inclusion criteria were full paper randomized controlled trails (RCT) articles, using fish oil or ginger intervention, subjects are women of reproductive age and outcomes are measured using standardized

instruments.

**3. Exclusion Criteria**

The exclusion criteria were women of reproductive age who had a history of infectious diseases, endocrine disorders, chronic diseases or who had undergone major surgery and PID.

**4. Operational Definition**

Articles included in the study were PICO-adjusted. The search for articles was carried out by considering the eligibility criteria defined using the PICO model. The study population is women of productive age. Intervention group was women consume fish oil or ginger drink and control group was not consumed it. The outcome was dysmenorrhea reduction.

**Fish oil** is the oral administration of fish oil supplements.

**Ginger** is the oral administration of ginger supplements

**Dysmenorrhea** is pain in the abdomen,

back or breasts that is felt either before or during menstruation.

**5. Instruments**

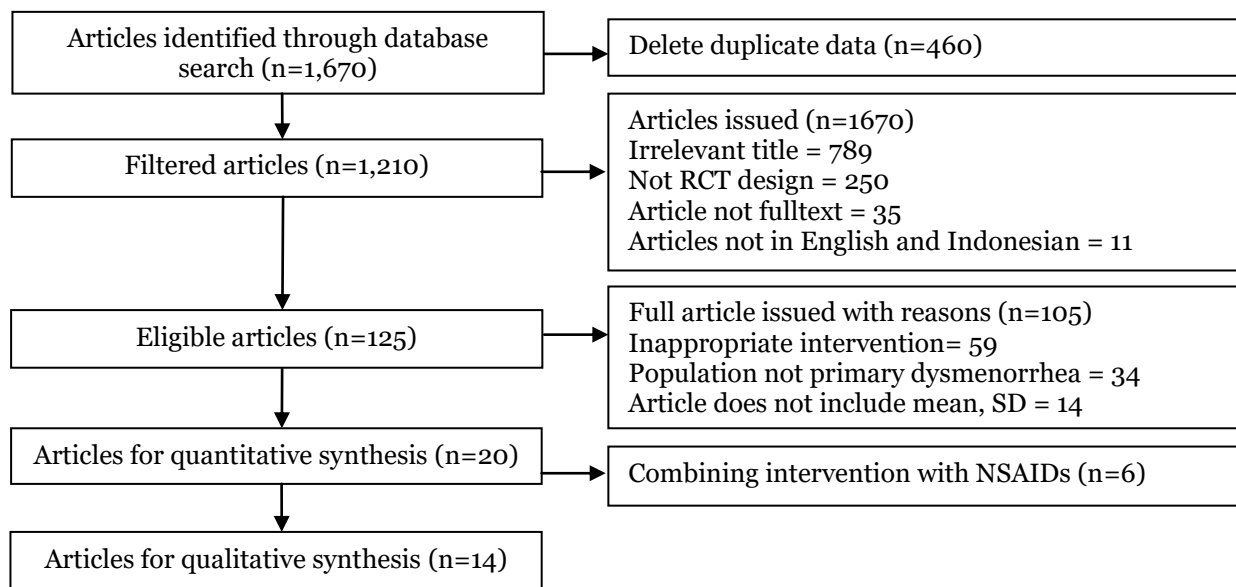
The study used the PRISMA flow diagram and the assessment of the quality of articles using the Critical Appraisal Checklist for RCT Study tools (CEBM, 2014).

**6. Data Analysis**

The data in this study were analyzed using the RevMan 5.3 application, to calculate the effect size and heterogeneity of the study. The results of data processing are presented in the form of forest plots and funnel plots.

**RESULTS**

The article review process using the PRISMA flow chart can be seen in Figure 1. The total articles obtained were 14 articles. For the distribution of articles, there are several countries with details 1 from India, 1 from Pakistan, and 12 from Iran.



**Figure 1. PRISMA flowchart**

**1. The effectiveness of fish oil in reducing dysmenorrhea**

Table 1 shows 6 RCT articles on the effectiveness of fish oil in reducing dysme-

norrhea that meet qualitative and quantitative requirements.

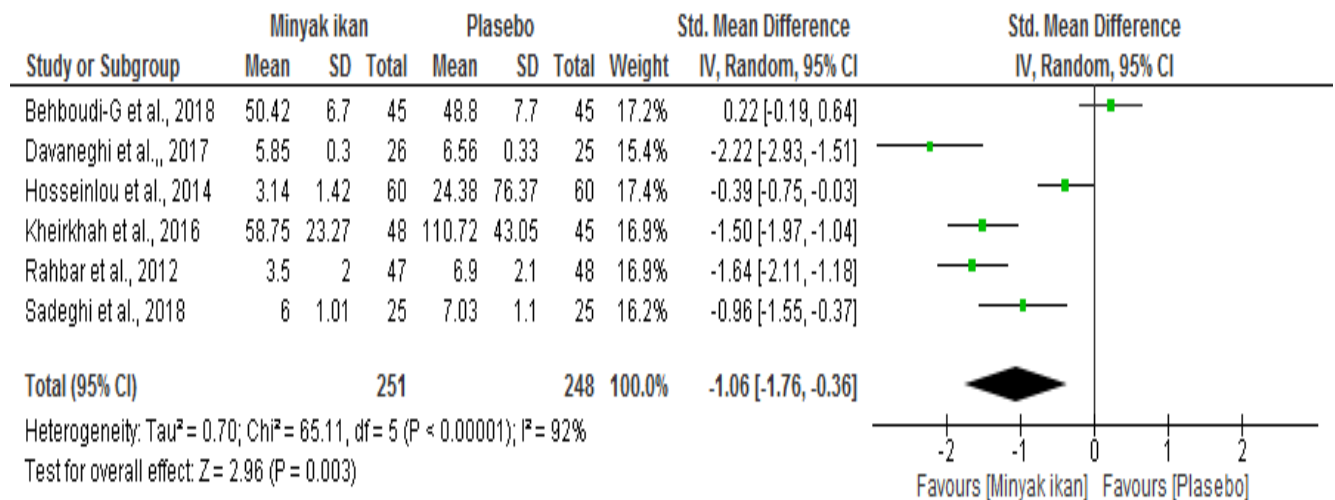
**Table 1. The effectiveness of fish oil in reducing dysmenorrhea**

Author, Year	Country	Population	Instrument	Intervention	Comparison	Outcome
Behboudi-G et al., 2018	Iran	Women aged 20-35 years old	VAS	Fish oil 1 g	Placebo 1 g	Fish oil reduces the pain of dysmenorrhea.
Davaneghi et al., 2017	Iran	Women aged 20-35 years old	VAS	Omega-3 300 mg	Control -	Omega-3 reduces dysmenorrhea.
Hosseinlou et al., 2014	Iran	Female 18-25 years old	VAS	Fish oil 500 mg	Placebo 500 mg	Fish oil reduces dysmenorrhea.
Kheirkhah et al., 2016	Iran	Female 18-35 years old	DSM-IV	Omega-3 2 g	Placebo 2 g	Omega-3 reduces dysmenorrhea.
Rahbar et al., 2012	Iran	Female 18-22 years old	Cox	Fish oil 1 g	Placebo 1 g	Fish oil reduces dysmenorrhea.
Sadeghi et al., 2018	Iran	Female 18-25 years old	VAS	Omega-3 300 mg	Placebo 300 mg	Omega-3 reduces dysmenorrhea.

**a. Forest plot**

Figure 2 shows the results of the analysis that giving fish oil reduces dysmenorrhea

pain in women of reproductive age. The results were statistically significant (SMD = -1.01; 95% CI= -1.6 to -0.42; p=0.0007).

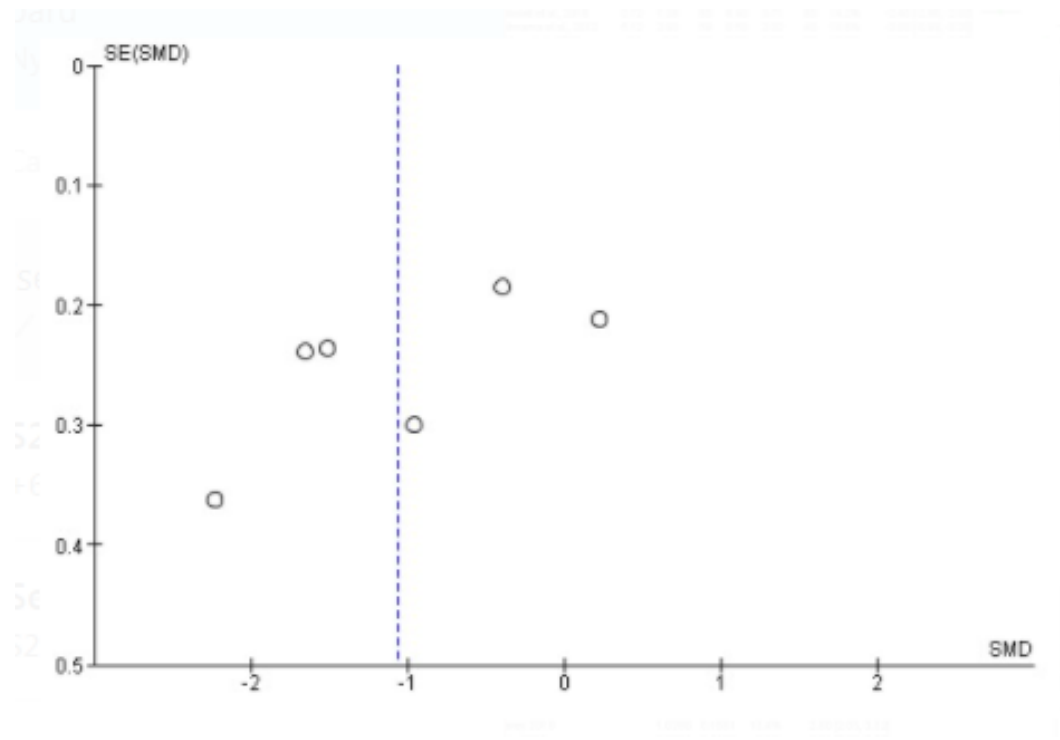


**Figure 2. Forest plot meta analysis of the effectiveness of fish oil in reducing dysmenorrhea pain**

**b. Funnel plot**

In Figure 3, the funnel plot graph shows no publication bias which is indicated by the symmetrical right and left plots and forms an inverted funnel where 3 plots are on the

right and 3 plots are on the left. The plot on the left has a standard error between 0.2 and 0.4 while the plot on the right has a standard error between 0.1 and 0.4.



**Figure 3. Funnel plot meta-analysis of the effectiveness of fish oil in reducing dysmenorrhea pain in women of reproductive age**

**2. Meta-analysis of ginger's effectiveness in reducing dysmenorrhea**

Table 2 shows 8 articles in a randomized controlled trial (RCT) on the effectiveness

of ginger in reducing dysmenorrhea pain in women of reproductive age who met qualitative and quantitative requirements..

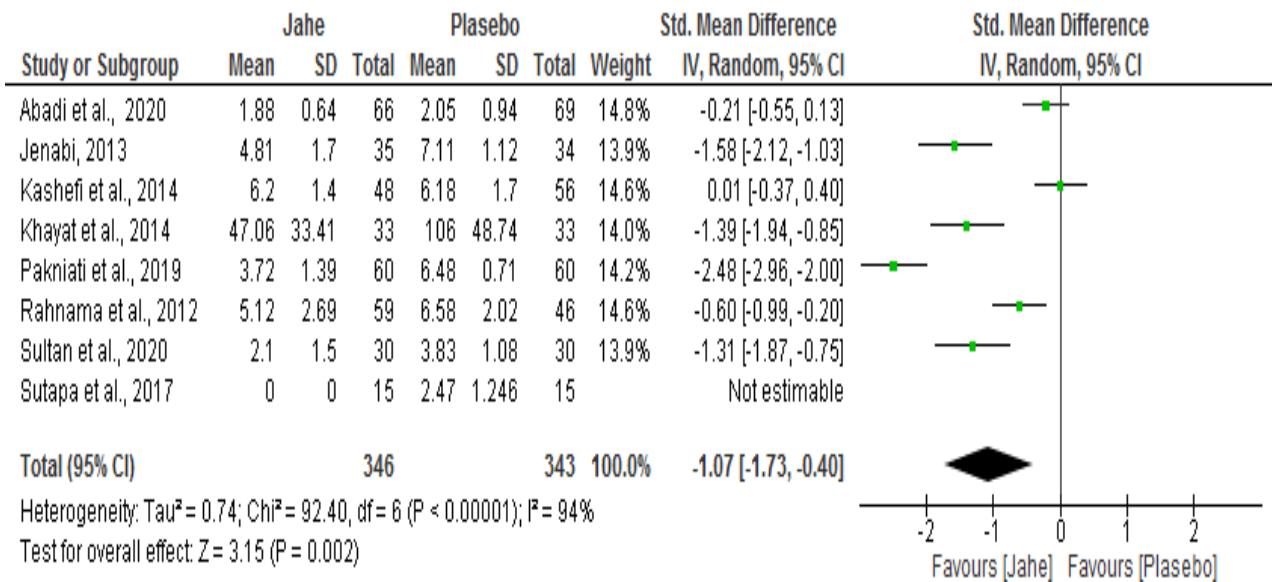
**Table 2. The effectiveness of ginger in reducing dysmenorrhea pain**

Author, Year	Country	Population	Instrument	Intervention	Comparison	Outcome
Abadi et al., 2020	Iran	Women aged 20-30 years old	Likert scale	Ginger 250 mg	placebo 250 mg	Ginger does not reduce dysmenorrhea
Jenabi, 2013	Iran	Female 18-25 years old	VAS	Ginger 500 mg	placebo 500 mg	Ginger Reduces dysmenorrhea
Kashefi et al., 2014	Iran	Female aged 15-18 years old	VAS	Ginger 250 mg	placebo 250 mg	Ginger Reduces dysmenorrhea
Khayat et al., 2014	Iran	Women aged 20-35 years old	DSM-IV	Ginger 250 mg	placebo 250 mg	Ginger Reduces dysmenorrhea
Pakniati et al., 2019	Iran	Female 18-25 years old	Likert scale	Ginger 500 mg	placebo 500 mg	Ginger Reduces dysmenorrhea
Rahnama et al., 2012	Iran	Female 18-35 years old	Cox	Ginger 500 mg	placebo 500 mg	Ginger Reduces dysmenorrhea
Sultan et al., 2020	Iran	Female age 13-22 years old	Likert scale	Ginger 250 mg	placebo 250 mg	Ginger Reduces dysmenorrhea
Sutapa et al., 2017	Iran	Female 18-35 years old	Likert scale	Ginger 250 mg	Control -	Ginger Reduces dysmenorrhea

**a. Forest plot**

Figure 4 shows the results of the analysis that the administration of ginger reduces the pain of dysmenorrhea in women of

reproductive age. The results were statistically significant (SMD= -1.07; 95% CI= -1.73 to -0.40; p=0.002).

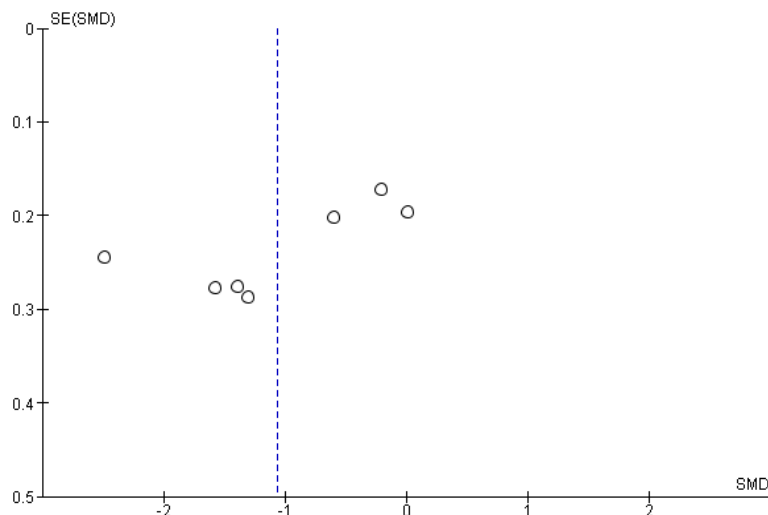


**Figure 4. Forest plot meta-analysis of ginger's effectiveness in reducing dysmenorrhea pain**

**b. Funnel plot**

In Figure 5, the funnel plot graph shows publication bias which is indicated by the asymmetry between the right and left plots where there are 3 plots on the right and 4

plots on the left so as not to form an inverted funnel. The plot on the left of the graph has a standard error between 0.2 and 0.3, while the plot on the right of the graph has a standard error between 0.1 and 0.3 ..



**Figure 5. Funnel plot meta-analysis of ginger's effectiveness in reducing dysmenorrhea pain**

## DISCUSSION

Dysmenorrhea is not a non-life-threatening disorder, but dysmenorrhea can affect the quality of life and social relationships for women who are experiencing it (Najafi et al., 2018). Dysmenorrhea occurs mainly in the lower abdomen, but can spread to the lower back, waist, pelvis, upper thighs, to the calves.

Many studies have considered fish oil and ginger in reducing dysmenorrhea pain, this is as an alternative to NSAIDs, although these drugs can provide effective pain relief for women with primary dysmenorrhea, but the use of these drugs also has side effects that are very dangerous. severe after long-term conventional therapy. The side effects of chronic NSAID use are quite large, such as impaired kidney function and gastrointestinal bleeding that can limit their use in primary dysmenorrhea (Rahbar, et al., 2012).

Fish oil and ginger are reported to be effective as alternative treatments in reducing dysmenorrhea pain. This study is a systematic review and meta-analysis that aims to find a conclusion from the results of various similar studies that tested the administration of fish oil or ginger in reducing dysmenorrhea pain in various countries, races, and ethnicities, in order to obtain conclusions that can generally be used as a basis for giving therapy.

The results of the systematic review and meta-analysis are presented in the form of forest plots and funnel plots. The forest plot is a graphical representation of the meta-analysis that includes several tables and important information including the mean score, standard deviation, odds/risk ratio, number of study participants and on the right side has one line representing each study in the meta-analysis, plotted according to the standard mean difference (SMD - very rough, this is the difference

between the average score of participants in the intervention group, and the average score of the control group participants) (Akobeng, 2005 in Murti, 2018)

A funnel plot is a plot that depicts the approximate size of the effect of each study on the estimate of its accuracy which is usually the standard error. In this case a study with a large size (sufficient sample) and high precision (confidential interval) will approach the true effect (Murti, 2018).

### 1. Fish oil in reducing dysmenorrhea

Fish oil is oil that is consumed by humans and comes from raw fish (Anonymous, 2017). Raw fish oil contains 90% triglycerides, 2 - 5% unsaponified sterols, free fatty acids, esterified fatty acid cholesterol, small amounts of vitamins A, D, and E, minerals and water-soluble amino acids and peptides. The majority of fish oil triglyceride fatty acids are omega-3 long-chain polyunsaturated fatty acids (LC PUFAs). Omega-3 fatty acids consist of eicosapentaenoic acid (EPA), docosahexaenoic acid (DHA) and -linolenic acid (ALA) (Chatterjee and Judeh, 2016).

Omega-3 fatty acids (i.e., EPA and DHA) found in fish oil supplements produce anti-inflammatory and inflammatory mediators (e.g., protectin, resolvin, maresin), while reducing transcription of pro-inflammatory cytokine genes. Thus, fish oil supplements have the potential to reduce pain perception by indirectly decreasing nociceptor activation. Decreased proinflammatory cytokine genes prevent prostaglandin synthesis.

### 2. Ginger in reducing dysmenorrhea

Ginger exhibits significant anti-inflammatory effects but also exhibits side effects and side effects such as peptic ulcers. Ginger acts as an inhibitor of cyclooxygenase (COX) and lipoxygenase (Pratap et al., 2017). The inhibition of COX results in the inhibition of leukotrienes and prostaglan-

dins, therefore ginger can be an alternative as an analgesic in dysmenorrhea (Rahnama et al., 2012).

Systematic review and meta-analysis in this study was conducted with the aim of increasing the generalizability of the findings and obtaining convincing conclusions from the results of various similar studies regarding the effect of fish oil and ginger in reducing dysmenorrhea pain. In addition, systematic review and meta-analysis in this study also uses research that controls confounding factors which can be seen from the research inclusion criteria, using a Randomized Controlled Trial design, and the statistical results reported are Mean Difference (MD) and Standard Deviation (SD). Even so, there are still confounding factors from several primary studies that are able to influence the actual effect relationship.

Kashefi et al., (2014) stated that pain tolerance differs from person to person, participants may have different levels of response to pain reduction effects of zinc sulfate and ginger. Research subjects who experienced stressful events during history taking were excluded before the start of the intervention, but this did not control whether any of the study subjects were affected by stressful events during the intervention. Therefore, the value of dysmenorrhea for each study subject will be different compared to research subjects who experience stress during the intervention. The existence of differences in stress experienced by study subjects during the intervention will tend to affect the results of studies between each research.

#### **AUTHOR CONTRIBUTION**

Isnaini Novitasari is the main researcher who selects the topic, searches and collects research data. Eti Poncorini Pamungkasari

and Hanung Prasetya analyzed data and reviewed research documents.

#### **FUNDING AND SPONSORSHIP**

This study is self-funded.

#### **CONFLICT OF INTEREST**

There is no conflict of interest in this study.

#### **ACKNOWLEDGMENT**

We are very grateful to the database providers PubMed, Science Direct, AJOT, Springer Link, and Google Scholar.

#### **LIST OF ABBREVIATIONS**

- ALA : Linoleic acid
- COX : cyclooxygenase
- DHA : Docosahexanoic acid
- EPA : eicosapentaenoic
- FDA : Food and Drug Administration
- FEM : fixed effect model
- MD : Mean Difference
- NSAID: Nonsteroidal Anti-inflammatory Drug
- OR : Odds Ratio
- PRISMA: Preferred Reporting Items for Systematic Reviews and Meta-Analyses
- PICO :Population, Intervention, Comparison, and Outcomes
- REM : Random Effect Model
- SD : Standard Deviation
- VAS : Visual Analog Scale
- WHO : World health Organization

#### **REFERENCES**

- Anonim (2017). Standard for Fish Oils. Codex Alimentarium Commission 329: 1–6. [http://www.iffco.net/system/files/Codex\\_Standard\\_for\\_Fish\\_Oils\\_CXS\\_329e\\_Nov2017.pdf](http://www.iffco.net/system/files/Codex_Standard_for_Fish_Oils_CXS_329e_Nov2017.pdf).
- Behboudi-GS, Hariri FZ, Moghaddam-BL (2018). The effect of Omega 3 fatty acid supplementation on premenstrual syndrome and health-related



- quality of life: A randomized clinical trial. *J Psychosom Obstet Gynaecol.* 39(4): 266–72. <https://doi.org/10.1080/0167482x.2017.1348496>.
- Charbel-AD, James R (2010). Drug interactions with garlic and ginger supplements. *Herbal Supplements: efficacy, toxicity, interactions with western drugs, and effects on clinical laboratory tests.* 333–50. <https://doi.org/10.1002/9780470910108.ch16>.
- Chatterjee S, Judeh ZMA (2016). Microencapsulation of fish oil. *Lipid Technology* 28(1): 13–15. <https://doi.org/10.1002/lite.201600002>.
- Chen CX, Draucker CB, Carpenter JS (2018). What women say about their dysmenorrhea: A qualitative thematic analysis. *BMC Women's Health.* 18(1): 1–8. <https://doi.org/10.1186/s12905-018-0538-8>.
- Christophersen P, Yang M, Mu H (2016). Effects of microencapsulation on bioavailability of fish oil Omega-3 fatty acids. *Encapsulation and Controlled Release Technologies in Food Systems.* Second Edition: 309–32. <https://doi.org/10.1002/9781118946893.ch11>.
- Corte LD, Di FC, Gabrielli O, Rapuccia S, La VLS, Ragusa R, Fichera M, Commodari E, Bifulco G, Giampaolino P (2020). The burden of endometriosis on women's lifespan: A narrative overview on quality of life and psychosocial wellbeing. *Int J Environ Res Public Health.* 17(13): 1–17. <https://doi.org/10.3390/ijerph17134683>.
- Daily JW, Zhang X, Kim DS, Park S (2015). Efficacy of ginger for alleviating the symptoms of primary dysmenorrhea: A systematic review and meta-analysis of randomized clinical trials. *Pain Med.* 16(12): 2243–55. <https://doi.org/10.1111/pme.12853>.
- Davaneghi S, Tarighat-EA, Safaiyan A, Fardiazar Z (2017). The effects of n-3 fatty acids and Rosa damascena extract on primary dysmenorrhea. 19(1): 34–40. <https://doi.org/10.23751/pn.v19i1-S.5185>.
- Durmuş M (2019). Fish oil for human health: Omega-3 fatty acid profiles of marine seafood species. *Food Sci Technol.* 39(2): 454–61. <https://doi.org/10.1590/fst.21318>.
- Ernawati S, Nonon SS, Nailus S, Ummu S, Agusniar TSL (2017). Manajemen kesehatan menstruasi (Menstrual health management). Universitas Nasional IWWASH Global One.
- Ferries-RE, Corey E, Archer JS (2020). Primary dysmenorrhea: Diagnosis and therapy. *Obstetrics and gynecol.* 136(5): 1047–58. <https://doi.org/10.1097/aog.0000000000004096>.
- Fletcher J (2020). Why is ginger good for you? *Medical News Today.* Accessed from <https://www.medicalnewstoday.com/articles/265990#noHeaderPrefixedContent>
- Gow R (2020). Cycle of salmon. *Columbia Journal.* Retrieved from <http://columbiajournal.org/cycle-of-salmon/>
- Harel Z (2008). Dysmenorrhea in adolescents and young adults: from pathophysiology to pharmacological treatments and management strategies. *Expert Opin Pharmacother.* 9(15): 2661–72. <https://doi.org/10.1517/14656566.9.15.2661>.
- Hawker GA, Mian S, Kendzerska T, and Hawker GA, Mian S, Kendzerska T, French M (2011). Measures of adult pain: Visual Analog Scale for Pain (VAS Pain), Numeric Rating Scale for Pain (NRS Pain), McGill Pain Questionnaire (MPQ), Short-Form McGill Pain Questionnaire (SF-MPQ), Chronic Pain Grade Scale (CPGS), Short

- Form-36 Bodily Pain Scale (SF-36 BPS), and Measure of Intermittent and Constant Osteoarthritis Pain (ICOAP). *Arthritis Care Res (Hoboken)*. 63(11): 240–52. <https://doi.org/10.1002/acr.20543>.
- Hernandez EM (2015). Omega 3 Oils and Blends. *Trait-Modified Oils in Foods*: 169–97. <https://doi.org/10.1002/978-1118961117.ch11>.
- Hilleman DE, Teply R, Packard KA (2020). Knowledge, perceptions, and patterns of fish oil use in cardiac patients. *J Pharm Pract*. 33(5): 580–85. <https://doi.org/10.1177/0897190018824485>.
- Hosseini A, Alinejad V, Alinejad M, Aghakhani N (2014). The effects of fish oil capsules and vitamin B1 tablets on duration and severity of dysmenorrhea in students of high school in Urmia-Iran. *Glob J Sci*. 6(7): 124–29. <https://dx.doi.org/10.5539-%2Fgjhs.v6n7p124>.
- Jacobsen C (2014). *Omega-3 Fatty Acid-Enriched Foods: Health Benefits and Challenges*. Wiley-Blackwell. 8: 153–172.
- Jenabi E (2013). The effect of ginger for relieving of primary dysmenorrhoea. *J Pak Med Assoc*. 63(1):8-10. PMID: 23865123.
- Kashefi F, Khajehei M, Tabatabaeichehr M, Alaviniam M, Asili J (2014). Comparison of the effect of ginger and zinc sulfate on primary dysmenorrhea: a placebo-controlled randomized trial. *Pain Manage Nurs*. 15(4): 826–33. <https://doi.org/10.1016/j.pmn.2013.09.001>.
- Khayat S, Kheirkhah M, Behboodi M, Fanaei H, Kasaeian A, Javadimehr M (2014). Effect of treatment with ginger on the severity of premenstrual syndrome symptoms. *ISRN Obstetrics and Gynecology*, 2014, 1–5. <https://doi.org/10.1155/2014/792708>.
- Kheirkhah M, Gholami R, Ghare-SSY, Hanieh A (2016). Comparison of the effect of omega-3 fatty acids and perforan (*Hypericum perforatum*) on severity of premenstrual syndrome (PMS): A randomized trial. *Int J Med Res Health Sci*. (1): 333–340. <https://www.ijmrhs.com/abstract/comparison-of-the-effect-of-omega3-fatty-acids-and-perforan-hypericum-perforatum-on-severity-of-premenstrual-syndrome-pm-1356.html>.
- Keogh MK, O'Kennedy BT, Kelly J, Auty MA, Kelly PM, Fureby A, Haahr AM (2001). Stability of oxidation of spray-dried fish oil powder microencapsulated using milk ingredients. *J Food Sci*. 66(2): 217-224. <http://dx.doi.org/10.1111/j.1365-2621.2001.tb11320.x>.
- Mehrpooya M, Eshraghi A, Rabiee S, Larkihah, Ataei S (2017). Comparison the effect of fish-oil and calcium supplementation on treatment of primary dysmenorrhea. *Rev Recent Clin Trials*. 12(3): 1–6. <https://doi.org/10.2174/1574887112666170328125529>.
- Najafi N, Khalkhali H, Tabrizi FM, Zarrin R (2018). Major dietary patterns in relation to menstrual pain: A nested case control study. *BMC Women's Health* 18(1): 1–7. <https://doi.org/10.1186/s12905-018-0558-4>.
- Nodler JL, Divasta AD, Vitonis AF, Karevicius S, Malsch M, Sarda V, Fadayomi A, Harris HR, Missmer, Stacey A (2020). Supplementation with Vitamin D or  $\omega$ -3 fatty acids in adolescent girls and young women with endometriosis (SAGE): A double-blind, randomized, placebo-controlled trial. *Am J Clin Nutr*. 112(1): 229–36. <https://doi.org/10.1093/ajcn/nqaa096>.
- Novitasari E, Soemanto RB, Prasetya H (2020). Effect of acupuncture therapy

- on pain reduction in dysmenorrhea patients: A meta-analysis. *J Matern Child Health*. 05(6): 705–714. <https://doi.org/10.26911/thejmch.2020.05.06.10>.
- Pagano E, Souto EB, Durazzo A, Sharifi-RJ, Lucarini M, Souto SE, Salehi B, et al. (2020). Ginger (*Zingiber Officinale* Roscoe) as a Nutraceutical: Focus on the metabolic, analgesic, and anti-inflammatory effects. *Phytother Res*. 1–15. <https://doi.org/10.1002/ptr.69-64>.
- Pakniat H, Chegini V, Ranjkesh F, Hosseini MA (2019). Comparison of the effect of vitamin E, vitamin D and ginger on the severity of primary dysmenorrhea: A single-blind clinical trial. *Obstet Gynecol Sci*. 62(6): 462–468. <https://doi.org/10.5468/ogs.2019.62.6.462>.
- Petraglia F, Bernardi M, Lazzeri L, Perelli F, Reis FM (2017). Dysmenorrhea and Related Disorders. *F1000Res*. 6: 1–7. <https://doi.org/10.12688/f1000research.11682.1>.
- Pratap SRV, Gangadharappa HV, Mruthunjaya K (2017). Ginger: A potential nutraceutical, an updated review. *Int J Pharmacogn Phytochem Res*. 9(9): 1227–38. <https://doi.org/10.25258/phyto.v9i09.10311>.
- Rahbar N, Asgharzadeh N, Ghorbani R (2012). Effect of Omega-3 fatty acids on intensity of primary dysmenorrhea. *Int J Gynecol Obstet*. 117(1): 45–47. <https://doi.org/10.1016/j.ijgo.2011.11.019>.
- Rahnama P, Montazeri A, Huseini HF, Kianbakht S, Naseri M (2012). Effect of *Zingiber Officinale* R. Rhizomes (ginger) on pain relief in primary dysmenorrhea: A placebo randomized trial. *BMC Complement Altern Med*. 12: 92. <https://doi.org/10.1186/1472-6882-12-92>.
- Richards L (2020). Are sardines good for you? *Medical news today*. [tersedia di https://www.medicalnewstoday.com/articles/are-sardines-good-for-you](https://www.medicalnewstoday.com/articles/are-sardines-good-for-you)
- Sadeghi N, Paknezhad F, Rashidi NM, Kavianpour M, Jafari RS, Khade HH (2018). Vitamin E and fish oil, separately or in combination, on treatment of primary dysmenorrhea: A double-blind, randomized clinical trial. *Gynecol Endocrinol*. 34(9): 804–8. <https://doi.org/10.1080/09513590.2018.1450377>.
- Saha SN, Tiwari A, Patel YK, Bihari A, Vishwavidyalaya V, Ghasida (2020). Ginger physico chemical properties and its consumer products processing: A review. *Int Archive of Applied Sciences and Technology*. 11(2): 159–69. <https://doi.org/10.15515/iaast.09-76-4828.11.2.159169>.
- Schultz H (2016). Despite Generally Good Reputation Peruvian Anchovy Fishery Still Not MSC Certified. *News & Analysis on Supplement Health and Nutrition—North America EU Edition* Tersedia di <https://www.nutraingredientsusa.com/Article/2016/11/28/Despite-generally-good-reputation-Peruvian-anchovy-fishery-still-not-MSC-certified>
- Shirooye P, Hashem-DF, Hamzeloo-MM, Afrakhteh M, Bioos S, Mokaberinejad R (2017). A clinical comparative study of oral and topical ginger on severity and duration of primary dysmenorrhea. *Res J Pharmacogn*. 4(1): 23–32. [http://www.rjpharmacognosy.ir/article\\_41132.html](http://www.rjpharmacognosy.ir/article_41132.html).
- Shirvani MA, Motahari-Tabari N, Alipour A (2014). The effect of mefenamic acid and ginger on pain relief in primary dysmenorrhea: A randomized clinical trial. *Arch Gynecol Obstet*. 291(6): 1277–81. <https://doi.org/10.1007/s0>

- 0404-014-3548-2.
- Shirvani MA, Motahari-Tabari N, Alipour A (2017). Use of ginger versus stretching exercises for the treatment of primary dysmenorrhea: a randomized controlled trial. *J Integr Med.* 15(4): 295–301. [https://doi.org/10.1016/S2095-4964\(17\)60348-0](https://doi.org/10.1016/S2095-4964(17)60348-0).
- Sinaga E, Nonon S, Suprihatin, Sa'adah YAMN, Salamah U, Trisnamiati SLA (2017). Manajemen Kesehatan Menstruasi. Universitas Nasional IWWASH Global One.
- Smithers R (2018). Good fish guide calls for consumers to move away from cod, haddock, salmon and prawn in favour of sustainable choice. *The Guardian*. Tersedia di <https://www.theguardian.com/lifeandstyle/2018/mar/15/-eat-herring-and-mackerel-to-support-uk-after-brexit-urges-charity>
- Sohrabi N, Kashanian M, Ghafoori SS, Malakouti SK (2013). Evaluation of the effect of Omega-3 fatty acids in the treatment of premenstrual syndrome: A pilot trial. *Complement Ther Med.* 21(3): 141–46. <https://doi.org/10.1016/j.ctim.2012.12.008>.
- Stepko B (2019). The Full Story on Fish Oil.” Retrieved from <https://www.aarp.org/health/drugs-supplements/info-2019/fish-oil.html>
- Sultan S, Ahmed Z, Afreen A, Rashid F, Majeed F, Khalid N (2020). Analgesic effect of ginger and peppermint on adolescent girls with primary dysmenorrhea. *Food Sci Technol.* 2061: 1–7. <https://doi.org/10.1590/fst.24820>
- Sutapa P, Alagh P, Rana M (2017). Experimental study to compare the effectiveness of progressive muscle relaxation versus oral intake of ginger powder on the selected symptoms of dysmenorrhoea among the nursing students. *Nurs J India.* 6(4): 2049–2052. PMID: 23534170.